

Service Data Sheet

Issue 9 - 12.2012

This document is protected by copyright and may not, in whole or part be stored in a retrieval system, or transmitted in any form or by any means, copied, photocopied, translated or reduced to any machine-readable form without prior consent in writing from Triumph Motorcycles Limited.

No liability can be accepted for any inaccuracies or omissions in this publication, although every possible care has been taken to make it as complete and accurate as possible.

Triumph Motorcycles Limited reserves the right to make changes and alter specifications without prior notice and without incurring an obligation to make such changes to products manufactured previously. See your authorised Triumph dealer for the latest information on product improvements incorporated after this publication.

All information contained in this publication is based on the latest product information available at the time of publication. Illustrations in this publication are intended for reference use only and may not depict actual model component parts.

© Triumph Motorcycles Ltd. 2012

SERVICE DATA SHEET

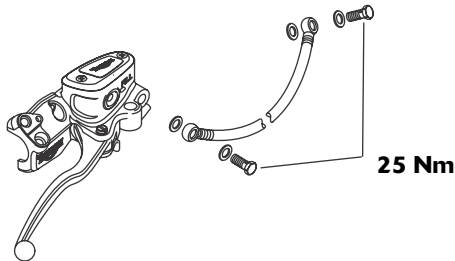
America from VIN 468390/Speedmaster from VIN 469050 with Electronic Fuel Injection (EFI)

Brakes

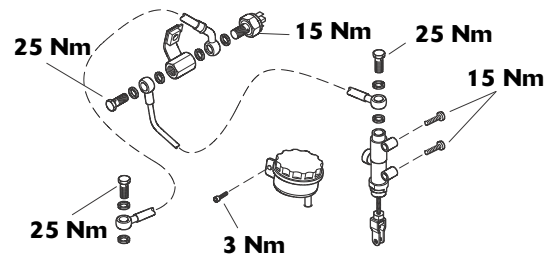
- Brake disc maximum run out. 0.3 mm (front and rear)
- Brake disc minimum thickness. 5.0 mm (front and rear)
- Brake fluid. DOT 4

Master Cylinders

Front

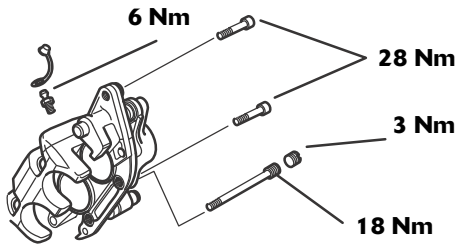


Rear

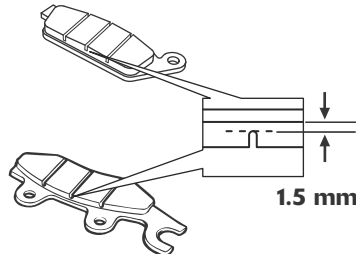


Calipers and Brake Pads

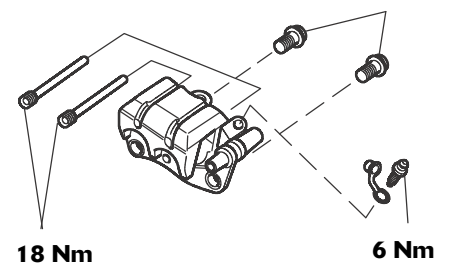
Front



Minimum Thickness

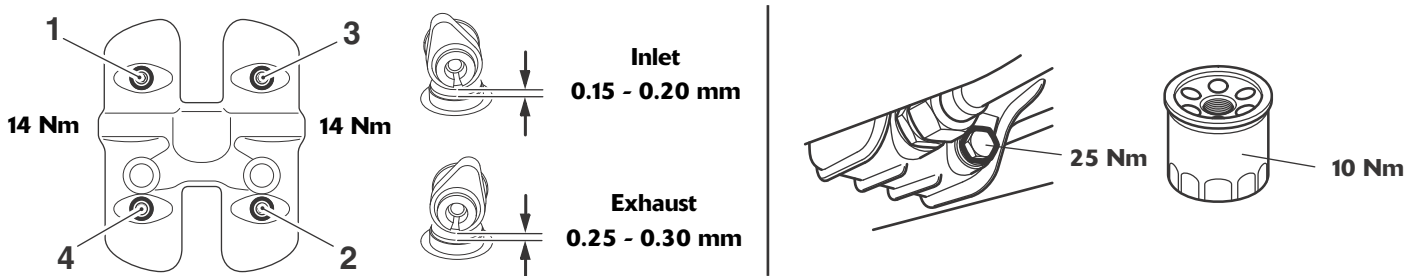


Rear

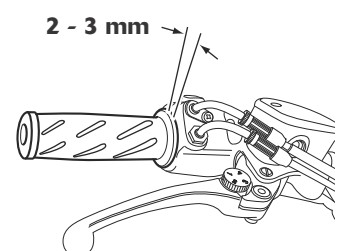
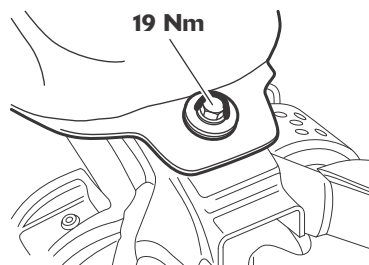
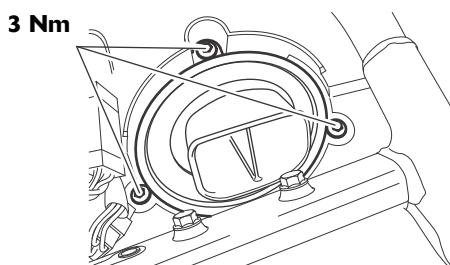


Engine and Lubrication

- Oil. Semi or fully synthetic 10W/40 or 10W/50 engine oil which meets specification API SH (or higher) and JASO MA. Triumph recommends Castrol Power 1 Racing 4T 10W/40 or 10W/50 (fully synthetic) engine oil, sold as Castrol Power RS Racing 4T 10W/40 or 10W/50 (fully synthetic) in some countries
- Fill quantity 3.8 litres (oil and filter change). Always refer to the sight glass markings for correct oil level
- Grease. Grease to NLG1 2 specification
- Camshaft cover bolts Lubricate the seals for the camshaft cover bolts with clean engine oil
- Camshaft cover tightening sequence. Tighten the camshaft cover bolts in the sequence shown below



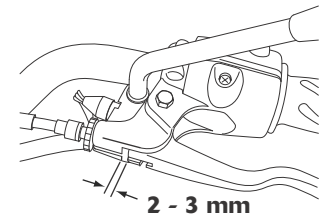
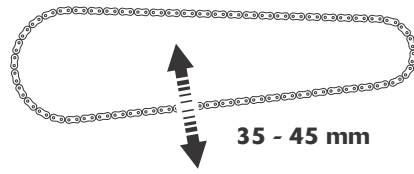
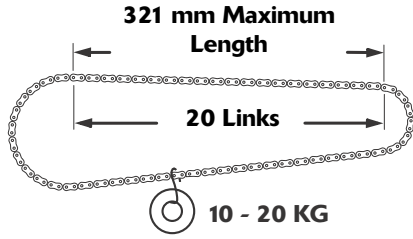
Fuel and Air



SERVICE DATA SHEET - continued

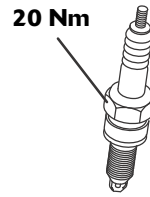
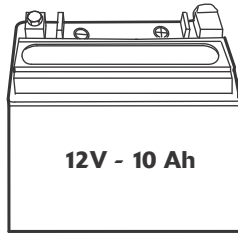
Final Drive and Clutch

Chain lubrication..... Chain spray suitable for O-ring chains

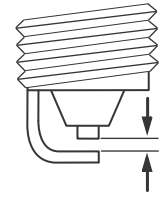


Battery and Ignition

Charge rate Must not exceed 1.0A (refer to the service manual)



NGK DPR8EA-9

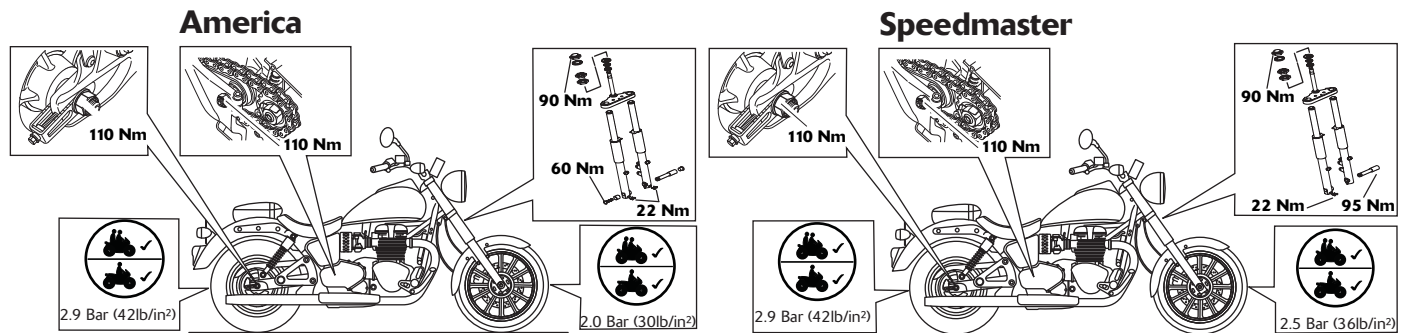


Suspension and Wheels

Recommended fork oil grade Kayaba G10(SAE 10W)

Oil volume (dry fill) 561 cc (America), 555 cc (Speedmaster)

Oil level (fork fully compressed)..... 135 mm



Service Parts Information

Part Number	Description	Odometer Reading in Miles (kms), Time Period				
		500/ 1 month (800) Annual	6,000 (10,000)	12,000 (20,000)	18,000 (30,000)	24,000 (40,000)
T3550605	Sump Plug Washer	•	•	•	•	•
T1210444	Oil Filter	•	•	•	•	•
T2202450	Air Cleaner			•		•
T1290024	Spark Plug			•		•
Refer to EPC	Camshaft Cover Seal			•		•
Refer to EPC	Camshaft Cover Screw Seal			•		•
T2020543	Front Brake Pad Set	As Necessary				
T2020071	Rear Brake Pad Set	As Necessary				